
Systematic literature review on economic implications and pharmacoeconomic issues of rheumatoid arthritis

G. Furneri¹, L.G. Mantovani², A. Belisari¹, M. Mosca³, M. Cristiani¹, S. Bellelli⁴, P.A. Cortesi^{1,5}, G. Turchetti⁴

¹Fondazione Charta, Milan, Italy;

²Faculty of Pharmacy, Federico II University of Naples, Naples, Italy;

³Rheumatology Unit, Department of Internal Medicine, University of Pisa, Italy;

⁴Istituto di Management, Scuola Superiore Sant'Anna, Pisa, Italy;

⁵CESP, Centre of Research in Public Health, University of Milano Bicocca, Milan, Italy.

Gianluca Furneri

Lorenzo G. Mantovani, DSc

Andrea Belisari, PharmD, MSc

Marta Mosca, MD, PhD

Marco Cristiani

Stefania Bellelli, PhD

Paolo A. Cortesi, PharmD, PhD

Giuseppe Turchetti, PhD, Fulbright

Scholar

Please address correspondence to:

Lorenzo G. Mantovani,

Facoltà di Farmacia,

Federico II,

Università di Napoli,

Via Domenico Montesano 49,

80131 Napoli, Italy.

E-mail: lorenzo_mantovani@hotmail.com

Received and accepted on September 28, 2012.

Clin Exp Rheumatol 2012; 30 (Suppl. 73): S72-S84.

© Copyright CLINICAL AND

EXPERIMENTAL RHEUMATOLOGY 2012.

Key words: rheumatoid arthritis, cost, economic, pharmacoeconomic, review

Competing interests: L.G. Mantovani received an institutional research grant from Pfizer and is a member of the Advisory Board for MSD, and Pfizer; the other co-authors have declared no competing interests.

ABSTRACT

Objective. To provide a state of the art of economic analyses applied to rheumatoid arthritis (RA).

Methods. A systematic literature review on economic consequences and pharmacoeconomic issues of RA was performed.

Results. 127 valid articles were examined in this review. Generally, the financial impact of RA is substantial for health-care systems and society worldwide, although differences exist among national economies. Both direct and indirect (i.e. loss of productivity) costs contribute to economic burden of RA and must be taken into account when estimating overall impact to society. Disease severity, disease activity, age and socioeconomic status have been found to be the most relevant predictors of cost increase in RA. Moreover, introduction of biological anti-rheumatic agents has significantly raised direct medical costs in certain patients, but has also led to marked improvements in reducing disease activity, joint damage, and productivity loss in many of these patients. RA has also a significant impact on all aspects of quality of life; recent publications on health utility scores showed RA to be one of the diseases associated with poorest quality of life.

Conclusions. RA represents a clinical and economic burden for healthcare systems. Although attributable RA costs have been extensively evaluated over the last decades, several issues, especially concerning the use of expensive therapies, must be addressed and frequently updated. Future research should also provide health economic evidence from usual practice settings, and on the economic impact of different therapeutic approaches to pursue specific clinical targets in individual patients.

Introduction

Rheumatoid arthritis (RA) is a chronic systemic autoimmune disease affecting approximately 0.05–1% of the population (1, 2). The course of RA is variable, but for a substantial proportion of patients it is characterised by persistent pain and stiffness, progressive joint destruction, functional disability, and premature mortality (3). RA also presents a serious socio-economic burden in terms of both direct medical and non-medical costs, and indirect costs (i.e. productivity loss, premature mortality, and burden for caregivers) (4–9).

The introduction of early therapy with disease-modifying anti-rheumatic drugs (DMARDs), particularly widespread use of methotrexate, led to substantial improvement in status of many patients. Nonetheless, about 10–40% of patients have incomplete responses to methotrexate and other DMARDs, for whom biological therapies have led to marked improvements in disease activity control and prevention of joint damage. However, biological therapies are far more costly than traditional DMARDs, and the higher direct medical costs limit prescription of biologic agents in RA. Market access conditions such as reimbursement status, level of co-payment, prescribing restrictions, will impact payers' level of acceptance of biologic agents for specific patients. As per-capita healthcare expenditures reflect payers' willingness to pay, prescription of biological drugs is much more developed in high-income countries (10).

The high societal costs of RA and new biological therapies have led healthcare payers and providers to increase their level of attention on this condition, particularly in the current period of budget constraints. By using cost-effectiveness analysis to evaluate the economic "value" of a drug, public payers dictate to some extent what treatments can

or cannot be charged on their budget. This is particularly important in the RA treatment landscape, where few patients could afford costs of biological therapies without health insurance, be it public or private.

In particular, GRADE (Grading of Recommendations Assessment, Development and Evaluation) encourage incorporation of economic issues in RA recommendations regarding treatment (11). We systematically reviewed existing economic studies in RA to better understand the economic consequences of this disease and its treatment, as presented in this report.

Materials and methods

Search strategy and inclusion / exclusion criteria

To collect and review the evidence, we performed a systematic literature review aimed to select economic evaluations in RA. In order to focus on the most recent clinical practice, we included studies, analyses and reviews on RA economic topics published over the last 5 years (from May 2007 until June 2012) through a MEDLINE search (however some publications older than 5 years mentioned in selected reviews could have been reported in this article). As the aim of the review was to perform an assessment of therapeutic classes and not active principles individually, head-to-head studies comparing single active principles were not included. To maximise retrieval of all pertinent papers we applied medical subject headings ("MeSH" terms), or keyword searches when at all appropriate. Box 1 and Table 1 provide details of the search strategy. After scanning all titles and abstracts, we retrieved the full text for all potentially relevant studies.

Data review and analysis

Two members of the review team examined studies in a three-step process. First, the title list was considered; second, abstracts of those that passed the title review were examined; third, potentially relevant articles were reviewed. Disagreement between the two reviewers was resolved by consensus of a third party. Data from eligible studies were extracted and a spreadsheet was

Box 1 Search terms and strings

("rheumatoid arthritis"[TIAB]) AND ("cost" OR "economic" OR "cost of illness" OR "burden" [TIAB]) AND ("Humans"[Mesh])

Table I. Search inclusion/exclusion criteria.

Inclusion	Exclusion
Including quantitative assessment	Including qualitative assessment only
Informing about the economic impact of RA	Article non in English
Informing about the economic analysis of RA treatments	Head-to-head drug pharmacoeconomic comparisons
Published from May 2007 until June 2012	Published before May 2007

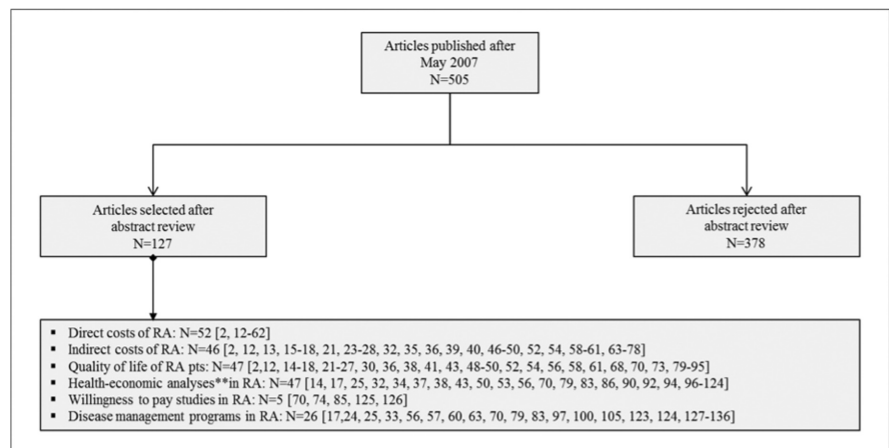


Fig. 1. Strategy search results*.

*The sum of articles by category is not equal to 127 as some categories are not mutually exclusive.

**Includes cost-effectiveness, cost-utility, cost-benefit, cost-minimisation and budget impact analyses.

used for data entry. The articles were also categorised according the classification illustrated in Figure 1.

Results

We screened 505 non-duplicate citations (last update: May 25, 2012), 378 of which (74.9%) were excluded as they did not meet pre-defined inclusion criteria. 127 economic evaluations were included, 19 of which (15%) were reviews. Research details are shown in Figure 1. These retrieved articles were NOT hand searched for further references.

Results

Costs of RA

A large number of economic evaluations have been performed in recent years to assess the burden of RA for patients, healthcare providers (public and private), and society in general. Tables II and III summarise main findings with regard of direct and indirect costs. Of course, methodological approaches and primary objectives vary consider-

ably across these studies, so that a homogenous comparison is complex and difficult to perform, but a comprehensive overview may be informative.

Some recent reviews attempted to compare RA costs across different countries or to calculate average costs combining results of national studies. Boonen *et al.* (23) performed a systematic review of 26 cost-of-illness studies, mainly conducted in Western Europe, with the aim to derive a weighted average annual cost of RA. Considering the different data sources and weighting results by the timing of the study, the authors found that annual healthcare and non-healthcare costs were €4,170 (interquartile range: €2,756–€4,561), with out-patient costs being the cost driver (€2,981). Another systematic review of RA costs across different countries was reported by Lundkvist *et al.*, in their in 2008 (2). Annual total economic burden (direct costs + indirect costs + informal care), was estimated to be €41.631 billion in the US, and €45.263 billion in

Table II. Main findings from studies evaluating direct costs in RA*.

Main Author	Year of publication (Country)	Summary of results	Methodological notes
Lee TJ (12)	2012 (South Korea)	Total annual costs by functional severity: - Class I: 4,230,204 Korean won - Class II: 7,250,674 Korean won - Class III: 8,046,434 Korean won - Class IV: 8,206,215 Korean won	Evaluation of direct medical + non-medical + indirect costs (societal perspective)
Simons WR (13)	2012 (USA)	Per patient annual costs by year: - \$4,422: year I - \$2,902: year II - \$1,882 year III	Evaluation of healthcare direct costs during three consecutive years
McBride S (19)	2011 (USA)	Per patient annual costs: - Group 1 (patients receiving a single anti-TNF: drug costs=\$7,058; RA related costs=\$13,312 - Group 2: patients switching from anti-TNF: drug costs=\$8,340; RA related costs=\$15,048 - Costs in Group 2 were significantly higher than in Group 1	Evaluation of drug costs and total healthcare costs (during first year since anti-TNF initiation)
Metsios GS (21)	2011 (UK)	Significant predictors ($p<0.05$) of increased number of hospital admissions / increased length of stay: - Disease activity (measured with disease activity score: DAS28) - Physical activity (measured with International Physical Activity Questionnaire)	Evaluation of hospital number of admissions and hospital length of stay (regression analysis)
Zhu TY (26)	2011 (Hong Kong)	Per patient annual costs: - Total costs: US\$ 9,286 - Direct costs: 40% of total costs	Longitudinal evaluation (follow-up=10.8 years) of direct + indirect costs
Kirchhoff T (28)	2011 (Germany)	Per patient annual costs: - Total costs (direct + indirect): €4,280 in 1997-98; €3,830 in 2002 ($p>0.05$ for the difference) - Higher costs in 2002 (vs. 1997-98; $p<0.001$) for medications and hospitalisations	Evaluation of direct medical + indirect costs (societal perspective) in two different periods: 1997-98 vs. 2002
Beresniak A (29)	2011 (France)	Per patient 6-months costs: - Remitted patients (DAS28 \leq 2.6): €771 - Low disease activity state (DAS28 \leq 3.2): €905 - Moderate to high disease activity (DAS28 $>$ 3.2): €1,215	Evaluation of 6-months direct costs (excluding drugs), by disease severity (measured with Disease Activity Score 28-joint count)
Maravic M (31)	2011 (France)	Management costs: - Overall impact 2007: €222 million - Per patient impact (2007): range €6,451-19,618	Real-life evaluation of drug costs in RA patients biotherapies (adalimumab, etanercept, infliximab)
Brach M (32)	2011 (Switzerland)	Per patient annual direct costs: - CET: €7,945.34 - SET: €5,619.25	Evaluation of direct costs in two different groups of patients (cognitive-behavioural group therapy, CET, and supportive-experiential group therapy, SET)
Franke LC (35)	2009 (Netherlands)	Per patient annual costs: - RA: €14,906 - Ankylosing spondylitis: €9,374	Comparison of direct medical + family burden + indirect costs (societal perspective) in RA vs. ankylosing spondylitis
Boonen A (36)	2009 (Netherlands)	Qualitative assessment: - RA is associated to higher direct costs than ankylosing spondylitis - Main cost predictor of increased costs: reduced physical activity	Evaluation of direct and indirect cost predictors in RA and ankylosing spondylitis
Saroux A (37)	2010 (France)	Per patient 6 months direct costs: - Patients remitted/ achieving low disease activity: €905 - Patients NOT achieving low disease activity: €1.215	Evaluation of 6-months direct costs, by achievement of remission/or low disease activity
Kobelt G (38)	2009 (Sweden)	Direct + indirect costs over 10-year period: - US\$336,000	Modelling the 10-year direct + indirect costs of RA patients receiving biological drugs
Tanaka E (41)	2009 (Japan)	Out-patient healthcare costs: - JPY271,498 in 2000 - JPY292,417 in 2004 - +7.7% increase from 2000 to 2004 - Predictors of increased out-patient costs: aging, longer RA duration, higher Disease Activity Score of 28 Joints (DAS28), and higher Health Assessment Questionnaire (J-HAQ) score	Evaluation of out-patient healthcare costs before introduction of biological therapies (from 2000 to 2004)
Malhan S (42)	2010 (Turkey)	Per patient annual direct costs: - Total direct costs: €2,669.14 - Out-patient costs: €240.40 - Cost for single hospital stay: €87.76 - Costs per medication: €2,238	Evaluation of direct healthcare costs, using reimbursement agencies perspective
Flipon E (44)	2009 (France)	Per patient annual costs: - €5,928 in RA patients - €2,424 in patients with undifferentiated arthritis - Early predictors of increased total costs ($p<0.05$): higher pain and presence of rheumatoid factor	Evaluation of direct medical + indirect RA attributable costs (2003 data)
Joyce AT (45)	2009 (USA)	Per patient annual direct costs: - RA+CVD patients: US\$14,145 - RA+CVD+depression: US\$13,513 - RA+depression: US\$12,225 - RA alone: US\$11,404	Evaluation of direct healthcare costs in patients with RA with or without comorbidities (CVD: comorbid cardiovascular disease, Dep: depression)
Silverman S (46)	2009 (USA)	Per patient annual direct costs: - RA patients: US\$10,716 - FM patients: US\$10,911 - RA+FM patients: US\$19,395	Evaluation of direct healthcare costs in patients with RA, fibromyalgia (FM), or both conditions

Main Author	Year of publication (Country)	Summary of results	Methodological notes
March LM (48)	2008 (Australia)	Qualitative assessment: - Reduction of out-of-pocket costs and service utilisation during the first year after TKR and THR patients	Evaluation of out-of-pocket expenditure (patient's perspective) in RA patients undergoing total knee replacement (TKR) or total hip replacement (THR) surgery
Kobelt G (49)	2008 (France)	Per patient annual costs: - Direct healthcare costs in societal perspective (health insurance + patient): €11,757 - Direct costs in health insurance perspective (€9,216) - Direct non-medical costs in societal perspective (health insurance + patient): €11,757	Evaluation of direct medical + non-medical + indirect costs (societal perspective)
Favalli EG (51)	2008 (Italy)	Per patient annual treatment costs: - Without vial optimisation: €8,454.65 - With vial optimisation (reducing drug wastage): €7,505.85	Evaluation of treatment costs in RA patients receiving a biological therapy (infliximab)
Chermont GC (52)	2008 (Brazil)	Per patient annual costs: - Total costs: US\$424.14 - Direct costs: 95% of total costs - Drug costs: 59% of total costs - Indirect costs: 5% of total costs	Evaluation of direct + indirect costs for RA patients and health public service (societal perspective)
Al MJ (53)	2008 (Netherlands)	Per patient 6-months treatment costs: - Celecoxib: €255 - NSAIDs: €166 - NSAID+misoprostol: €285 - NSAID+H(2)RA: €284 - NSAID+PPI: €243 - Arthrotec: €187	Evaluation of treatment costs in RA patients receiving celecoxib, nonsteroidal anti-inflammatory drugs (NSAIDs), alone or in combination with gastro-intestinal drugs (misoprostol, histamine-2 receptor antagonists: H(2)RA; proton pump inhibitors: PPI, Arthrotec)
Khanna R (55)	2007 (USA)	Medical costs covered by Medicare: - \$2,379 per year Patients with ≥1 prescription: - Narcotic analgesic: 67.8% - Nonsteroidal anti-inflammatory drugs: 58.8% - Oral steroid: 48.3% - Disease-modifying anti-rheumatic drug: 40.1% - Biologic agent: 12.4%	Evaluation of resources consumption and medical services covered by Medicare in RA US patients
Lundkvist J (2)	2008 (Multi-countries)	Total health costs:- €45.3 billion/year in Europe - €41.6 billion/year in the US	Review of RA cost-of-illness studies measuring direct and/or indirect costs, or evaluating overall economic burden
Juillard-Condât B (59)	2007 (France)	Annual RA costs: - Total costs: €15,148.57 after etanercept initiation - Total costs: €5,248.95 prior to etanercept initiation - Drug costs: €9,995.23 after etanercept initiation - Drug costs: €120.12 prior to etanercept initiation - No difference between indirect costs before and after therapy initiation	Evaluation of direct + indirect costs for RA patients, prior and after treatment initiation with etanercept
Jacobsson LT (61)	2007 (Sweden)	Annual RA costs: - Total costs: €12,020 - Direct costs: 41% of total costs (mainly drugs, community services and hospitalisations)	Evaluation of direct + indirect costs for RA patients (2002 data)

*Data taken from abstracts of selected articles.

Europe). Per-patient annual costs were around €21,000 in the US and €13,500 in Europe (Fig. 2 shows costs for US and larger European countries). In Europe, medical costs accounted for about one-third of overall expenditure; the majority of costs were direct costs (49% of total costs), production losses (32%) and informal care (19%). Costs in the United States were considerably higher than in Europe, due to a higher use of biological DMARDs. Results highlighted relevant cost variability across countries, potentially attributable to different factors: i) proportions of patients treated with biological drugs, ii) differences among patients on disease severity, level of comorbidity. Several studies have demonstrated that disease severity and functional disabili-

ty are significant predictors of increased direct and indirect costs in RA population. Lundkvist *et al.* (2) highlight the importance to correlate RA costs to the year of publication. In more recent cost-of-illness studies, enrolled patients had a higher likelihood to be treated with new, high cost, biological therapies, compared to older studies in which more RA patients were treated with traditional DMARDs (*e.g.* methotrexate). Many recent cost-of-illness studies were focused on the influence of new generation treatment with biological agents (*e.g.* anti-TNF, rituximab, abatacept) on healthcare direct costs for patients with RA (51, 59, 77, 135). Several studies evaluating direct medical costs found that introduction of biological treatments for RA has in-

creased drug-related costs (59), but reduced the rate of out-patient visits and hospital admissions (135). Finally, the adoption of more complex patterns of treatment such as anti-TNF switching or usage of other biologic agents after anti-TNF failure, has led to a rapid increase of overall higher medical costs compared to the previous decade. A study conducted in 2011 in the USA (19) revealed that switching from one anti-TNF drug to another during the first year of treatment, would cost more than maintaining patients on the same anti-TNF therapy as annual RA-related prescription drug costs (\$8,340 vs. \$7,058; $p=0.012$), RA-related healthcare costs (\$15,048 vs. \$13,312; $p=0.008$), and total healthcare costs (\$26,697 vs. \$21,381; $p<0.001$).

Table III. Main findings from studies evaluating indirect costs in RA*.

Main Author	Year of publication (Country)	Lost working days: summary of results	Economic impact of productivity loss: summary of results	Effects on working rate retirement/disability pensions: summary of results	Methodological notes
Simons WR (13)	2012 (USA)	Lost working days attributable to RA: - 4.86 days: year I - 1.70 days: year II - 2.99 days: year III	Reduction of annual income: - \$2,404: year I - \$2,207: year II - \$1,212: year III	Rate of employment in RA patients: - 36.8%: year I - 39.5%: year II - 44.0%: year III	Evaluation of working status and productivity loss during three consecutive years
Hallert E (27)	2012 (Sweden)			Rate of disability pensions (DP): - 1990: 1.9% of total DPs - 2000: 1.5% of total DPs - 2009: 1.0% of total DPs	Evaluation of disability pensions attributable to RA over three decades, using the Swedish National Social Insurance Register
Aceves-Avila FJ (63)	2011 (Mexico)	Lost working days (per-month), attributable to medication errors: - 3 days/month			Evaluation of effect medication errors on productivity loss, in rheumatology patients (292 out of 381 had RA)
Langley PC (18)	2011 (China)			Likelihood of workforce participation: - About 8%	National survey evaluating QoL and workforce participation in RA patients
Neovius M (64)	2011 (Sweden)	Annual sick leave and disability pension days: - DMARD monotherapy: 78 days - DMARD combination: 132 days - Biological therapies: 190 days		Rate of disability pensions (DP), before therapy initiation: - DMARD monotherapy: 10% - DMARD combination: 12% - Biological therapies: 43%	Evaluation of sick leave and disability pension rates from national registers, over the period 1999-2007 (RA population stratified by type of therapy)
Neovius M (65)	2011 (Sweden)	Annual sick leave and disability pension days: - 43 days/year: year I from diagnosis - 77 days/year: year II from diagnosis - 147 days/year: year III from diagnosis - 116 days/year: year III from diagnosis			Comparison of progression of sick leave and disability pension rates over time, from national registers, in RA patients diagnosed during the period 1999-2007
Zhu TY (26)	2011 (Hong Kong)		Per patient annual costs: - Total costs: US\$ 9,286 - Indirect costs: 60% of total costs	Per patient annual costs: - Total costs: US\$ 9,286 - Direct costs: 40% of total costs	Longitudinal evaluation (follow-up=10.8 years) of direct + indirect costs
Kirchhoff T (28)	2011 (Germany)		Per patient annual productivity costs: - €1,480 in 1997-98; €850 in 2002 (p<0.05 for the difference)		Evaluation of direct medical + indirect costs (societal perspective) in two different periods: 1997-98 vs. 2002
Bowman SJ (69)	2010 (UK)		Per patient annual productivity costs: - pSS patients: £7,677 - RA patients: £10,444 - Community controls: £892		Model estimation of indirect costs in three groups of women: RA patients, primary Sjögren's syndrome (pSS) patients, community controls
Sokka T (70)	2010 (Multi-countries)			Probabilities of continuing to work: - 80% at 2 years - 68% at 5 years	Longitudinal evaluation of probabilities of continuing to work in patients with RA
Franke LC (35)	2009 (Netherlands)		Per patient annual costs: - Total costs in RA: €14,906 - Indirect costs in RA: more than 50% of total costs - Productivity costs higher if human cost approach adopted (vs. friction costs)		Comparison of direct medical + family burden + indirect costs (societal perspective) in RA vs. ankylosing spondylitis
Birnbaum H (72)	2009 (USA)		Per patient annual productivity costs: - Adalimumab: \$9,071 - Other RA therapies: \$16,335 - Cost for reduced productivity: 57% of total indirect costs - Costs for absenteeism/disability 21% of total indirect costs - Costs job turnover: 21% of total indirect costs		Model estimation of indirect costs in RA patients receiving adalimumab vs. other RA therapies
Hoving JL (73)	2009 (Netherlands)		Per patient weekly productivity gain vs. baseline: - +€169 (p<0.05)		Evaluation of productivity in RA patients after a 6-months treatment with TNF inhibitors

Main Author	Year of publication (Country)	Lost working days: summary of results	Economic impact of productivity loss: summary of results	Effects on working rate retirement/disability pensions: summary of results	Methodological notes
Zhang W (66)	2008 (Canada)	Per patient productivity gain vs. baseline: - Absenteeism: -0.5 workdays per 2 weeks - Unpaid work productivity: -3.5 workdays per 2 weeks			Evaluation of productivity in RA patients after a 12-weeks treatment with adalimumab
de Azevedo AB (76)	2008 (Brazil)		Per patient annual indirect costs: - US\$ 2,423.51	Impact on working status: - Retired early due to RA: 24.5% - Sick leave due to RA: 32.3%	Evaluation of indirect costs and impact on working status in RA patients
Kobelt G (49)	2008 (France)		Per patient annual indirect costs: - Total costs: €5,076 - Indemnity payments: €1,944	Impact on working status: - Retired early due to RA: 34%	Evaluation of direct medical + non- medical + indirect costs (societal perspective) and working status
Chermont GC (52)	2008 (Brazil)		Per patient annual costs: - Total costs: US\$424.14 - Indirect costs: 5% of total costs		Evaluation of direct + indirect costs for RA patients and health public service (societal perspective)
Shanahan EM (78)	2008 (Australia)		Personal annual income: - RA patients: AUS\$22,400 - General population: AUS\$38,000		Evaluation of annual personal income in RA patients, compared vs. general population
Jacobsson LT (61)	2007 (Sweden)		Annual RA costs: - Total costs: €12,020 - Indirect costs: 59% of total costs		Evaluation of direct + indirect costs for RA patients (2002 data)

*Data taken from abstracts of selected articles.

Some studies evaluated costs (or resource consumption) of RA by disease severity/activity. Disease activity progression was found to predict an increase of costs (21, 41). A French study published in 2011 (29) assessed the use of direct medical resources, excluding drugs, according to level of disease activity (using DAS score as the stratification variable). Results indicated that costs for patients achieving remission were €771 over the first 6 months period and €511 during the next 6 months period. For patients achieving a low disease activity state, costs were estimated at a €905 for the first 6 months and €696 for each 6 months period. Finally, patients still in moderate to high disease activity had higher costs (€1,215 for the first 6 months). In the same year, a similar study conducted in Sweden (27) analysed the relationship between the level of disease activity at 3-month follow-up and costs over the following 4 years. Patients with low disease activity score levels incurred relatively low direct costs (€2,760 per year 1; €2,447 per year 2; €1,693 for year 3 and €2,073 per year 4) and patients with moderate to high disease activity score levels incurred

higher direct costs (€4,147 per year 1; €3,173 per year 2; €3,085 per year 3 and €3,666 per year 4) independent of age and gender.

Some studies have also examined out-of-pocket expenditure. In Belgium, long-standing RA patients (>12 years since diagnosis) spent more than twice, compared to early-diagnosed RA patients (<1 year: €1,098 vs. €469; (137, study published in 2005, included in article ref. 23). Out-of-pocket expenditures were estimated to be AUS\$1,523 per patient per year in Australia; higher expenses were seen with increasing disability and in women (138, study published in 2002, included in article ref. 23). A US study linked out-of-pocket expenditure to health outcomes, showing that adherence to drug treatment, particularly for expensive drugs, was lower in patients with the highest co-payments or co-insurance (47).

Over the past five years, 45 studies reporting the impact of RA on work loss and work disability have been published. Almost all studies found that productivity loss (*i.e.* absenteeism and presenteeism) in RA determines relevant expenditure for both employers and employees, but work disabili-

ty rates and associated indirect costs vary across studies. A recent review published in 2011 evaluated 12 cross-sectional and 9 longitudinal studies aimed to measure indirect costs or lost working days (23). One of the studies examined in this review (139) reported that RA patients had an increased risk to lose working days/retire, compared with matched controls (odds ratio; OR: 1.2–3.4). Three longitudinal studies in early RA showed that one of three working patients voluntarily retired within the first 2 years after diagnosis, while another study found even higher figures (percentage of patients leaving work by 2.5 years and 6 years from diagnosis: 40% and 53%, respectively) (140, study published in 2007, included in article ref. 23). A large US observational study on work disability in RA (average duration of follow-up: 12.8 years) found an incidence rate of 8.7% for stopping work and 4.0% for stopping and not resuming work (141, published in 2007, included in article ref. 23).

Estimation of indirect costs depended on the approach adopted: loss of productivity amounted to €8,452 using human capital approach vs. €1,441 using friction cost approach. Accord-

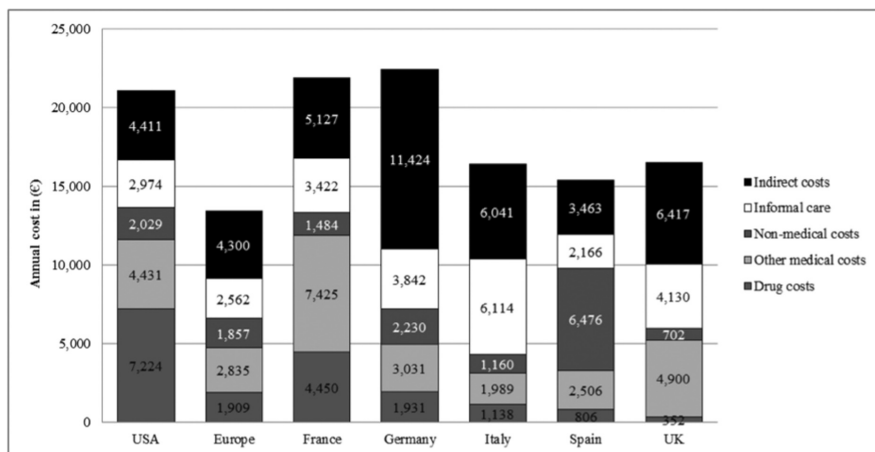


Fig. 2. Distribution of costs from a recent cost-of-illness review (adapted from 2).

ing to Lundkvist's review (2), indirect costs were €16.584 billion per year in Europe and €8.716 billion per year in the US. Per patient annual values were quite similar: €4,300 in Europe and €4,400 in the US. However, the average value for Europe is the result of very different estimations. In general terms, studies conducted in Western Europe reported much higher indirect costs than Eastern countries. The highest value has been reported for Germany (€11,400), perhaps a country with one of the most developed public welfare systems. Variability of indirect costs across countries might be attributable to different reasons, such as social security systems and welfare, clinic conditions of enrolled patients, duration of follow-up, which could realistically have affected productivity loss. Increasing age, manual work, larger impact on physical function (measured by the Health Assessment Questionnaire, HAQ), level of co-morbidity and duration have been found statistically significant predictors of increased indirect costs (142, 143 studies published prior to 2007, included in article ref. 75). There were also geographic differences, indicating the importance of social security systems and unemployment rates. For example, a study comparing patients with early RA in Finland and the USA found that Finnish patients had higher rates of work disability (expressed as probability of working at 36 months: 0.84 vs. 0.89; $p=0.02$) despite better scores for pain and function. This was attributed to

less stringent criteria for receiving disability benefits in Finland (144, study published in 2006, included in article ref. 75).

Although these methodological issues can determine different results, it is acknowledged that RA is strictly related to work limitations, high rates of absenteeism and presenteeism. Therefore most studies highlight the opportunity of including these type of costs and adopt a broad economic perspective when evaluating the economic burden of RA and comparing cost-effectiveness of different alternatives for patient management.

Quality of Life in RA

Different generic and specific quality-of-life measures have been used to assess RA. The most widely used were Short-Form (SF) 36, EuroQoL (EQ-5D) and the HAQ. RA has a significant impact on all components of the SF-36. The most recent review, published in 2011, reported 17 observational studies and 6 randomised controlled trials (79) using SF-36 to evaluate the impact of RA on quality of life assessed. These results come from data of 5,090 patients with a mean age of 56 years (range 43–64) and mean disease duration of 9.5 years (range <1–16) and showed that physical component scores (PCSs) were lower than mental component scores (MCSs), with the exception of vitality. The lowest scores were seen for the role physical domain. Poorer quality of life scores were associated with higher disease activity.

Data from trials have showed that biological drugs provide greater benefits in PCS scores (weighted mean difference of 4.55: 95% confidence interval (CI) 3.80–5.31; $p<0.00001$) compared with MCS scores (weighted mean difference of 2.59 (95% CI 1.66–3.52, $p<0.00001$).

The HAQ is widely used in RA because of its effectiveness in measuring patient function. Total score of the HAQ ranges from 0 to 3, with scores of 0–1 indicating mild/moderate disability, 1–2 moderate/severe disability and 2–3 severe/very severe disability (145). In RA, an improvement of at least 0.22 is considered indicative of improved functional status (146, 147). Moreover, HAQ scoring variations are strongly correlated with EQ-5D, SF-6D, and Health Utilities Index (HUI)-3 (148). HAQ scores are traditionally increased over time at varying rates (Figure 3), although in general, at slower rates in recent years. HAQ score is high in patients with active disease (149, 150), and it lowers with the improvement of inflammatory synovitis. In addition HAQ is affected by joint damage with a strong correlation, in established RA, between HAQ scores and measures of erosive damage (149). Other factors associated with higher HAQ scores include depression, low socioeconomic status (151, 152) and co-morbidities (153).

As the EuroQoL is used to evaluate health costs, it is interesting to observe that this index is closely associated with socioeconomic deprivation. An analysis of EuroQoL scores in a trial of intensive DMARD treatment by Harrison *et al.* (155) showed that RA patients who have high levels of deprivation have low EuroQoL scores compared to patients with low levels of deprivation. There is also strong evidence that EuroQoL scores are worse in RA patients with multiple co-morbidities (156). Many studies have evaluated utilities to assess QoL in RA patients (18, 84, 85–98). Moreover, utilities have been used in cost-utility analyses comparing pharmacological alternatives (38, 108). A comparison of utilities across studies is extremely complex, due to different clinical and demographic characteristics of RA populations. However these

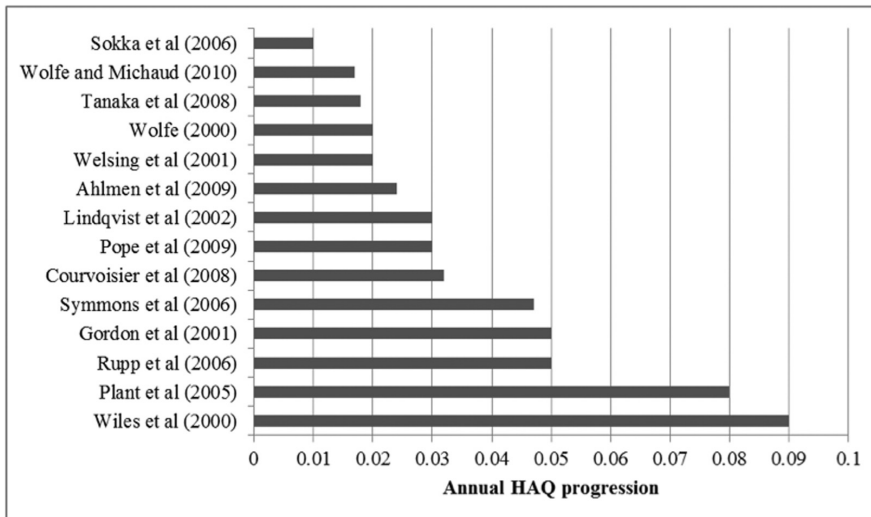


Fig. 3. Annual HAQ progression in 14 studies published between 2000 and 2010 (adapted from 79).

studies unanimously confirm that RA determines a reduction of mean utility values compared to general population. In their review, Lundkvist *et al.* (2) report a mean utility of 0.500, a value quite similar to the utility for chronic ischaemic heart diseases and multiple sclerosis (0.558 and 0.555 respectively, for subjects evaluated in the in-patient setting, and worse than conditions such as gastro-esophageal reflux disease (0.671) and non-insulin-dependent diabetes mellitus (0.764).

There are limited data about changes in EuroQol with disease duration and most of the prospective data about changes in EuroQol scores focus on the effects of drug treatment. A study of intensive DMARDs treatment in established stable RA by Symmons *et al.* (157, published in 2005, included in article ref. 79) showed that there were small declines in EuroQol scores over 3 years, with mean changes of 0.03 per year, which is approximately the same as the 1% of maximal score annual worsening in HAQ. Changes of 0.1–0.2 of the EuroQol are considered as clinically relevant. The impact of biologics on EuroQol scores was shown in an observational study carried out in Sweden, indicating larger changes with the first TNF inhibitor compared to second and third inhibitors cycle (scores: 0.45, 0.64, and 0.52 respectively) (154). So far there is relatively little information about changes in EuroQol in trials of biologics.

Cost-effectiveness analyses in RA

The high-cost of new biologic therapies has raised several concerns on their prescribing cost-opportunity. In particular, health-economists have tried to address under which conditions (monotherapy *vs.* combination with conventional DMARDs, first *vs.* second line treatment) usage of biologics is sustainable from an economic view point (158), including several systematic reviews to assess cost-effectiveness of different therapeutic strategies of RA, including biologic agents (79, 103, 105). Nevertheless, a clear assessment of cost effectiveness is difficult due to the high variability of methodologies and approaches used. Results vary according to adopted perspective (payer perspective *vs.* societal perspective), choice of comparators (head-to-head *vs.* placebo controlled settings), and type of selected patients (*e.g.* patients with severe or highly active disease *vs.* remitted patients).

Summarising, the above-mentioned reviews suggest that usage of biologics (mainly TNF antagonists) either in monotherapy or in association with DMARDs, would not be recommended in RA naïve patients, due to high incremental cost-effectiveness ratios *vs.* alternatives (mainly methotrexate and other traditional DMARDs), along with evidence that similar efficacy with small molecule traditional DMARDs is seen in 50–80% of patients, and higher levels of adverse events are seen with

biological agents. Feely *et al.* (34) confirm these findings, also highlighting the importance of early initiation with conventional DMARDs to improve cost-effectiveness of the intervention.

On the other hand, the usage of these new-generation agents (both in monotherapy and in combination with MTX) is cost-effective compared to DMARDs in patients who have failed DMARD treatment or for whom DMARDs treatment is contra-indicated, using a willingness to pay threshold of \$50,000 per QALY (105). However in one of these reviews (103), the authors argued that cost-effectiveness results were favourable for biologics due to the choice of drug as second line treatment comparator (in most cases methotrexate, the same agent used in first line treatment), and that more appropriate design should be set up to confirm these findings. Brennan *et al.* modeled cost-effectiveness of anti-TNFs *vs.* conventional DMARDs in patients who failed two traditional disease-modifying anti-rheumatic drugs (121). Therapy with anti-TNF was found cost-effective (£23,882/QALY gained for the base case), with 84% probability to be below the accepted threshold of £30,000. The two main issues, early treatment with conventional DMARDs and switch to biologics after (at least one) conventional DMARDs failure, have been simultaneously evaluated by Finckh *et al.* (113), who compared three different therapeutic strategies: i) “pyramid” strategy with initial nonsteroidal anti-inflammatory drugs, patient education, pain management, and low-dose glucocorticoids, and disease-modifying antirheumatic drugs (DMARDs) at 1 year for non-responders; ii) early DMARD therapy with methotrexate (159); iii) early therapy with biologics and methotrexate. In this study early DMARD treatment was more cost-effective (lower ICER) than early biologic treatment, *vs.* pyramid strategy, used as reference.

Discussion

As all inflammatory connective tissue diseases, rheumatoid arthritis is a chronic disease with a relevant burden for national healthcare services, healthcare providers, and society in general

(4-9, 160, 161). Factors like the high epidemiological impact, the relatively young age at disease onset, the status of chronic-degenerative disease, the high rate of comorbidities and effects on patients' disability and work productivity, have drawn payers' attention over the years. The level of attention on this condition has increased with the introduction of new therapies, characterised by much higher costs than conventional DMARDs.

The main findings of our review can be summarised as follows:

- RA is a widespread disease, with an average prevalence rate of almost 0.5–1%, and an overall population of around 6.7 million RA patients in Europe and North America.
- RA impact on patients' QoL is considerable, with RA patients regularly scoring amongst the groups with lowest utility values. Mean utilities in population samples of RA patients have been estimated at between 0.45 and 0.55. Only multiple sclerosis appears to have a similar effect on QoL among studied diseases. Moreover RA accounts for for 0.8% of all DALYs lost in Europe.
- RA-attributable direct health care costs have been estimated at €14 billion per year in Europe. Productivity loss expenditure for both employers and employees significantly contributes to increase societal costs.
- RA management costs increase with increasing disease severity, in particular with functional disability. In the early years from the introduction of the biological drugs, utilisation patterns rapidly have increased from year to year, and the impact of these drugs compared with traditional DMARDs is considerable.
- Economic evidence suggests that biologic agents generally are cost effective compared to DMARDs for RA in adults in selected populations at a willingness to pay threshold of \$50,000 per QALY.

In the future, health-economic research should focus on the evaluation of acquisition costs of biologic agents, and should adapt the results to local health-care settings (162) or designing ad-hoc studies taking into account real practice data.

The definition of appropriate time-frames to adopt biological therapies based on clinical manifestations, on the identification of novel biomarkers as well as economic considerations, would represent, in the next years, the main challenges for health economists involved in decision making support in RA and other rheumatic diseases (163-169).

References

- GABRIEL SE: The epidemiology of rheumatoid arthritis. *Rheum Dis Clin North Am* 2001; 27: 269-81.
- LUNDKVIST J, KASTANG F, KOBELT G: The burden of rheumatoid arthritis and access to treatment: health burden and costs. *Eur J Health Econ* 2008; 8 (Suppl. 2): S49-60.
- GABRIEL SE: Cardiovascular morbidity and mortality in rheumatoid arthritis. *Am J Med* 2008; 121 (Suppl. 1): S9-14.
- MAETZEL A, LI LC, PENCHARZ J *et al.*: The economic burden associated with osteoarthritis, rheumatoid arthritis, and hypertension: a comparative study. *Ann Rheum Dis* 2004; 63: 395-401.
- JANTTI J, AHO K, KAARELA K, KAUTIAINEN H: Work disability in an inception cohort of patients with seropositive rheumatoid arthritis: a 20 year study. *Rheumatology* (Oxford) 1999; 38: 1138-41.
- COYTE P, ASCHE C, CROXFORD R, CHAN B: The economic costs of arthritis and rheumatism in Canada. In: BADLEY EM, WILLIAMS JI, editors. *Patterns of health care in Ontario: arthritis and related conditions*. Toronto: Institute for Clinical Evaluative Sciences; 1998. p. 27-34.
- BACKMAN CL: Employment and work disability in rheumatoid arthritis. *Curr Opin Rheumatol* 2004; 16: 148-52.
- SOKKA T, KAUTIAINEN H, MÖTTÖNEN T, HANNONEN P: Work disability in rheumatoid arthritis 10 years after the diagnosis. *J Rheumatol* 1999; 26: 1681-5.
- ALLAIRE S, WOLFE F, NIU J, LAVALLEY M, MICHAUD K: Work disability and its economic effect on 55–64-year-old adults with rheumatoid arthritis. *Arthritis Rheum* 2005; 53: 603-8.
- MICHAUD K, MESSER J, CHOI HK, WOLFE F: Direct medical costs and their predictors in patients with rheumatoid arthritis: a three-year study of 7,527 patients. *Arthritis Rheum* 2003; 48: 2750-62.
- GUYATT GH, OXMAN AD, KUNZ R *et al.*: Incorporating considerations of resources use into grading recommendations. *BMJ* 2008; 336: 1170-3.
- LEE TJ, PARK BH, SON HK *et al.*: Cost of illness and quality of life of patients with rheumatoid arthritis in South Korea. *Value Health* 2012; 15 (1 Suppl.): S43-9.
- SIMONS WR, ROSENBLATT LC, TRIVEDI DN: The economic consequences of rheumatoid arthritis: analysis of Medical Expenditure Panel Survey 2004, 2005, and 2006 data. *J Occup Environ Med* 2012; 54: 48-55.
- SCOTT DL: Biologics-based therapy for the treatment of rheumatoid arthritis. *Clin Pharmacol Ther* 2012; 91: 30-43.
- JACOBS P, BISSONNETTE R, GUENTHER LC: Socioeconomic burden of immune-mediated inflammatory diseases—focusing on work productivity and disability. *J Rheumatol Suppl* 2011; 88: 55-61.
- FERRACCIOLI G, GREMESE E: Pathogenetic, clinical and pharmaco-economic assessment in rheumatoid arthritis (RA). *Intern Emerg Med* 2011; 6 (Suppl. 1): 11-5.
- KIELY PD, DEIGHTON C, DIXEY J, OSTÖR AJ; BRITISH SOCIETY FOR RHEUMATOLOGY STANDARDS, GUIDELINES AND AUDIT WORKING GROUP: Biologic agents for rheumatoid arthritis – negotiating the NICE technology appraisals. *Rheumatology* (Oxford) 2012; 51: 24-31.
- LANGLEY PC, MU R, WU M, DONG P, TANG B: The impact of rheumatoid arthritis on the burden of disease in urban China. *J Med Econ* 2011; 14: 709-19.
- MCBRIDE S, SARSOUR K, WHITE LA, NELSON DR, CHAWLA AJ, JOHNSTON JA: Biologic disease-modifying drug treatment patterns and associated costs for patients with rheumatoid Arthritis. *J Rheumatol* 2011; 38: 2141-9.
- MARAVIC M, BAUDENS G, SANCHEZ JP, FLIPO RM, TOUBIANA L, LANDAIS P: Biologic therapy and rheumatoid arthritis: a medico-economic evaluation from 2008 French Hospital Database. *Joint Bone Spine* 2012; 79: 96-7.
- METSIOS GS, STAVROPOULOS-KALINOGLOU A, TREHARNE GJ *et al.*: Disease activity and low physical activity associate with number of hospital admissions and length of hospitalisation in patients with rheumatoid arthritis. *Arthritis Res Ther* 2011 29; 13: R108.
- FIRTH J, NELSON EA, BRIGGS M, GORECKI C: A qualitative study to explore the impact of foot ulceration on health-related quality of life in patients with rheumatoid arthritis. *Int J Nurs Stud* 2011; 48: 1401-8.
- BOONEN A, SEVERENS JL: The burden of illness of rheumatoid arthritis. *Clin Rheumatol* 2011; 30 (Suppl. 1): S3-8.
- MARRACA, BANSBACK N, ANIS AH, SHOJANIA K: Introduction to economic modeling for clinical rheumatologists: application to biologic agents in rheumatoid arthritis. *Clin Rheumatol* 2011; 30 (Suppl. 1): S9-18.
- BREEDVELD F: The value of early intervention in RA—a window of opportunity. *Clin Rheumatol* 2011; 30 (Suppl. 1): S33-9.
- ZHU TY, TAM LS, LI EK: Societal costs of rheumatoid arthritis in Hong Kong: a prevalence-based cost-of-illness study. *Rheumatology* (Oxford) 2011; 50: 1293-301.
- HALLERTE, HUSBERG M, SKOGHT: 28-Joint count disease activity score at 3 months after diagnosis of early rheumatoid arthritis is strongly associated with direct and indirect costs over the following 4 years: the Swedish TIRA project. *Rheumatology* (Oxford) 2011; 50: 1259-67.
- KIRCHHOFF T, RUOF J, MITTENDORF T *et al.*: Cost of illness in rheumatoid arthritis in Germany in 1997-98 and 2002: cost drivers

- and cost savings. *Rheumatology* (Oxford) 2011; 50: 756-61.
29. BERESNIAK A, GOSSECL, GOUPILLE P *et al.*: Direct cost-modelling of rheumatoid arthritis according to disease activity categories in France. *J Rheumatol* 2011; 38: 439-45.
 30. SCOTT DL, WOLFE F, HUIZINGA TW: Rheumatoid arthritis. *Lancet* 2010; 376: 1094-108.
 31. MARAVIC M: Economic impact of rheumatoid arthritis (RA) biotherapies in France. *Joint Bone Spine* 2010; 77: 319-24.
 32. BRACH M, SABARIEGO C, HERSCHBACH P, BERG P, ENGST-HASTREITER U, STUCKI G: Cost-effectiveness of cognitive-behavioral group therapy for dysfunctional fear of progression in chronic arthritis patients. *J Public Health* (Oxford) 2010; 32: 547-54.
 33. BEARD AJ, SLEATH B, BLALOCK SJ *et al.*: Predictors of rheumatoid arthritis patient-physician communication about medication costs during visits to rheumatologists. *Arthritis Care Res* (Hoboken) 2010; 62: 632-9.
 34. FEELY MG, O'DELL JR: Update on the use of conventional disease-modifying antirheumatic drugs in the management of rheumatoid arthritis. *Curr Opin Rheumatol* 2010; 22: 316-20.
 35. FRANKE LC, AMENT AJ, VAN DE LAAR MA, BOONEN A, SEVERENS JL: Cost-of-illness of rheumatoid arthritis and ankylosing spondylitis. *Clin Exp Rheumatol* 2009; 27 (Suppl. 55): S118-23.
 36. BOONEN A, MAU W: The economic burden of disease: comparison between rheumatoid arthritis and ankylosing spondylitis. *Clin Exp Rheumatol* 2009; 27 (Suppl. 55): S112-7.
 37. SARAUX A, GOSSECL, GOUPILLE P *et al.*: Cost-effectiveness modelling of biological treatment sequences in moderate to severe rheumatoid arthritis in France. *Rheumatology* (Oxford) 2010; 49: 733-40.
 38. KOBELT G, LINDGREN P, GEBOREK P: Costs and outcomes for patients with rheumatoid arthritis treated with biological drugs in Sweden: a model based on registry data. *Scand J Rheumatol* 2009; 38: 409-18.
 39. BIRNBAUM H, PIKE C, KAUFMAN R, MARYNCHENKO M, KIDOLEZI Y, CIFALDI M: Societal cost of rheumatoid arthritis patients in the US. *Curr Med Res Opin* 2010; 26: 77-90.
 40. WOLFE F, MICHAUD K: Out-of-pocket expenses and their burden in patients with rheumatoid arthritis. *Arthritis Rheum* 2009; 61: 1563-70.
 41. TANAKA E, INOUE E, MANNALITHARA A *et al.*: Medical care costs of patients with rheumatoid arthritis during the prebiologics period in Japan: a large prospective observational cohort study. *Mod Rheumatol* 2010; 20: 46-53.
 42. MALHAN S, AKBULUT LA, BODUR H, TULUNAY CF: Annual costs of rheumatoid arthritis in Turkey. *Rheumatol Int* 2010; 30: 637-41.
 43. INOTAI A, MÉSZÁROS A: Economic evaluation of nonsteroidal anti-inflammatory drug strategies in rheumatoid arthritis. *Int J Technol Assess Health Care* 2009; 25: 190-5.
 44. FLIPON E, BRAZIER M, CLAVEL G *et al.*: Is it possible to identify early predictors of the future cost of chronic arthritis? The VerA project. *Fundam Clin Pharmacol* 2009; 23: 105-13.
 45. JOYCE AT, SMITH P, KHANDKER R, MELIN JM, SINGH A: Hidden cost of rheumatoid arthritis (RA): estimating cost of comorbid cardiovascular disease and depression among patients with RA. *J Rheumatol* 2009; 36: 743-52.
 46. SILVERMAN S, DUKES EM, JOHNSTON SS, BRANDENBURG NA, SADOSKY A, HUSE DM: The economic burden of fibromyalgia: comparative analysis with rheumatoid arthritis. *Curr Med Res Opin* 2009; 25: 829-40.
 47. CURKENDALL S, PATEL V, GLEESON M, CAMPBELL RS, ZAGARI M, DUBOIS R: Compliance with biologic therapies for rheumatoid arthritis: do patient out-of-pocket payments matter? *Arthritis Rheum* 2008; 59: 1519-26.
 48. MARCH LM, BARCENILLA AL, CROSS MJ, LAPSLEY HM, PARKER D, BROOKS PM: Costs and outcomes of total hip and knee joint replacement for rheumatoid arthritis. *Clin Rheumatol* 2008; 27: 1235-42.
 49. KOBELT G, WORONOFF AS, RICHARD B, PEETERS P, SANY J: Disease status, costs and quality of life of patients with rheumatoid arthritis in France: the ECO-PR Study. *Joint Bone Spine* 2008; 75: 408-15.
 50. BANSBACK N, ARA R, KARNON J, ANIS A: Economic evaluations in rheumatoid arthritis: a critical review of measures used to define health States. *Pharmacoeconomics* 2008; 26: 395-408.
 51. FAVALLI EG, MARCHESONI A, COLOMBO GL, SINIGAGLIA L: Pattern of use, economic burden and vial optimization of infliximab for rheumatoid arthritis in Italy. *Clin Exp Rheumatol* 2008; 26: 45-51.
 52. CHERMONT GC, KOWALSKI SC, CICONELLI RM, FERRAZ MB: Resource utilization and the cost of rheumatoid arthritis in Brazil. *Clin Exp Rheumatol* 2008; 26: 24-31.
 53. AL MJ, MANIADAKIS N, GRIJSEELS EW, JANSSEN M: Costs and effects of various analgesic treatments for patients with rheumatoid arthritis and osteoarthritis in the Netherlands. *Value Health* 2008; 11: 589-99.
 54. MITTENDORF T, DIETZ B, STERZ R, CIFALDI MA, KUPPER H, VON DER SCHULENBURG JM: Personal and economic burden of late-stage rheumatoid arthritis among patients treated with adalimumab: an evaluation from a patient's perspective. *Rheumatology* (Oxford) 2008; 47: 188-93.
 55. KHANNA R, SMITH MJ: Utilization and costs of medical services and prescription medications for rheumatoid arthritis among recipients covered by a state Medicaid program: a retrospective, cross-sectional, descriptive, database analysis. *Clin Ther* 2007; 29: 2456-67.
 56. LUNDKVIST J, KASTÅNG F, KOBELT G, JÖNSSON B: The burden of rheumatoid arthritis and access to treatment: determinants of access. *Eur J Health Econ* 2008; 8 (Suppl. 2): S87-93.
 57. JÖNSSON B, KOBELT G, SMOLEN J: The burden of rheumatoid arthritis and access to treatment: uptake of new therapies. *Eur J Health Econ* 2008; 8 (Suppl. 2): S61-86.
 58. BERGMAN MJ: Social and economic impact of inflammatory arthritis. *Postgrad Med* 2006; Spec No: 5-11.
 59. JULLIARD-CONDAT B, CONSTANTIN A, CAMBON-THOMSENA, BOURREL R, TABOULET F: Impact of etanercept on the costs of rheumatoid arthritis (RA): results from a French observational study. *Joint Bone Spine* 2008; 75: 25-8.
 60. KAVANAUGH A: Economic consequences of established rheumatoid arthritis and its treatment. *Best Pract Res Clin Rheumatol* 2007; 21: 929-42.
 61. JACOBSSON LT, LINDROTH Y, MARSAL L, JURAN E, BERGSTRÖM U, KOBELT G: Rheumatoid arthritis: what does it cost and what factors are driving those costs? Results of a survey in a community-derived population in Malmö, Sweden. *Scand J Rheumatol* 2007; 36: 179-83.
 62. PÉNTEK M, KOBELT G, CZIRJÁK L *et al.*: Costs of rheumatoid arthritis in Hungary. *J Rheumatol* 2007; 34: 1437.
 63. ACEVES-AVILA FJ, BENITES-GODÍNEZ V, RAMOS-REMUS C: Cost of medication errors in rheumatic patients in Mexico. *Clin Rheumatol* 2011; 30: 1421-4.
 64. NEOVIUS M, SIMARD JF, KLARESKOG L, ASKLING J; ARTIS STUDY GROUP: Sick leave and disability pension before and after initiation of antirheumatic therapies in clinical practice. *Ann Rheum Dis* 2011; 70: 1407-14.
 65. NEOVIUS M, SIMARD JF, ASKLING J; ARTIS STUDY GROUP: How large are the productivity losses in contemporary patients with RA, and how soon in relation to diagnosis do they develop? *Ann Rheum Dis* 2011; 70: 1010-5.
 66. ZHANG W, ANIS AH: The economic burden of rheumatoid arthritis: beyond health care costs. *Clin Rheumatol* 2011; 30 (Suppl. 1): S25-32.
 67. FILIPOVIC I, WALKER D, FORSTER F, CURRY AS: Quantifying the economic burden of productivity loss in rheumatoid arthritis. *Rheumatology* (Oxford) 2011; 50: 1083-90.
 68. STRAND V, KHANNA D: The impact of rheumatoid arthritis and treatment on patients' lives. *Clin Exp Rheumatol* 2010; 28 (Suppl. 59): S32-40.
 69. BOWMAN SJ, ST PIERRE Y, SUTCLIFFE N *et al.*: Estimating indirect costs in primary Sjögren's syndrome. *J Rheumatol* 2010; 37: 1010-5.
 70. SOKKA T, KAUTIAINEN H, PINCUS T *et al.*: QUEST-RA. Work disability remains a major problem in rheumatoid arthritis in the 2000s: data from 32 countries in the QUEST-RA study. *Arthritis Res Ther* 2010; 12: R42.
 71. VAN DEN HOUT WB: The value of productivity: human-capital versus friction-cost method. *Ann Rheum Dis* 2010; 69 (Suppl. 1): i89-91.
 72. BIRNBAUM H, PIKE C, KAUFMAN R, CIFALDI M: Employer model of workplace impacts of anti-TNF therapy for rheumatoid arthritis. *J Occup Environ Med* 2009; 51: 1167-76.
 73. HOVING JL, BARTELDIS GM, SLUITER JK *et al.*: Perceived work ability, quality of life, and fatigue in patients with rheumatoid arthritis after a 6-month course of TNF inhibitors: prospective intervention study and

- partial economic evaluation. *Scand J Rheumatol* 2009; 38: 246-50.
74. ZHANG W, BANSBACK N, GUH D *et al.*: Short-term influence of adalimumab on work productivity outcomes in patients with rheumatoid arthritis. *J Rheumatol* 2008; 35: 1729-36.
 75. XIE F: The need for standardization: a literature review of indirect costs of rheumatoid arthritis and osteoarthritis. *Arthritis Rheum* 2008; 59: 1027-33.
 76. DE AZEVEDO AB, FERRAZ MB, CICONELLI RM: Indirect costs of rheumatoid arthritis in Brazil. *Value Health* 2008; 11: 869-77.
 77. KOBELT G, JÖNSSON B: The burden of rheumatoid arthritis and access to treatment: outcome and cost-utility of treatments. *Eur J Health Econ* 2008; 8 (Suppl. 2): 95-106.
 78. SHANAHAAN EM, SMITH MD, ROBERTS-THOMSON L, ESTERMAN A, AHERN MJ: The effect of rheumatoid arthritis on personal income in Australia. *Intern Med J* 2008; 38: 575-9.
 79. KINGSLEY G, SCOTT IC, SCOTT DL: Quality of life and the outcome of established rheumatoid arthritis. *Best Pract Res Clin Rheumatol* 2011; 25: 585-606.
 80. KIRWAN JR, BOONEN A, HARRISON MJ *et al.*: OMERACT 10 Patient Perspective Virtual Campus: valuing health; measuring outcomes in rheumatoid arthritis fatigue, RA sleep, arthroplasty, and systemic sclerosis; and clinical significance of changes in health. *J Rheumatol* 2011; 38: 1728-34.
 81. YACOUB YI, AMINE B, LAATIRIS A, HAJJAHASSOUNI N: Spinsterhood and its impact on disease features in women with rheumatoid arthritis. *Health Qual Life Outcomes* 2011; 9: 58.
 82. SOLOMON A, CHRISTIAN BF, WOODIWISS AJ, NORTON GR, DESSEIN PH: Burden of depressive symptoms in South African public healthcare patients with established rheumatoid arthritis: a case-control study. *Clin Exp Rheumatol* 2011; 29: 506-12.
 83. NDOZI M, LEWIS M, HALE C *et al.*: A randomised, controlled study of outcome and cost effectiveness for RA patients attending nurse-led rheumatology clinics: study protocol of an ongoing nationwide multi-centre study. *Int J Nurs Stud* 2011; 48: 995-1001.
 84. CARREÑO A, FERNÁNDEZ I, BADIA X, VARELA C, ROSET M: Using HAQ-DI to estimate HUI-3 and EQ-5D utility values for patients with rheumatoid arthritis in Spain. *Value Health* 2011; 14: 192-200.
 85. STANDFIELD L, NORRIS S, HARVEY C *et al.*: Relationship between rheumatoid arthritis disease severity, health-related utility, and resource use in Australian patients: A cross-sectional, multicenter study. *Clin Ther* 2010; 32: 1329-42.
 86. WOLFE F, MICHAUD K: The loss of health status in rheumatoid arthritis and the effect of biologic therapy: a longitudinal observational study. *Arthritis Res Ther* 2010; 12: R35.
 87. KILTZ U, VAN DER HEIJDE D: Health-related quality of life in patients with rheumatoid arthritis and in patients with ankylosing spondylitis. *Clin Exp Rheumatol* 2009; 27 (Suppl. 55): S108-11.
 88. ARNE M, JANSON C, JANSON S *et al.*: Physical activity and quality of life in subjects with chronic disease: chronic obstructive pulmonary disease compared with rheumatoid arthritis and diabetes mellitus. *Scand J Prim Health Care* 2009; 27: 141-7.
 89. SALAFFI F, CAROTTI M, GASPARINI S, INTORCIA M, GRASSI W: The health-related quality of life in rheumatoid arthritis, ankylosing spondylitis, and psoriatic arthritis: a comparison with a selected sample of healthy people. *Health Qual Life Outcomes* 2009; 7: 25.
 90. VAN DEN HOUT WB, GOEKOOP-RUITERMAN YP, ALLAART CF *et al.*: Cost-utility analysis of treatment strategies in patients with recent-onset rheumatoid arthritis. *Arthritis Rheum* 2009; 61: 291-9.
 91. RUSSELL AS: Quality-of-life assessment in rheumatoid arthritis. *Pharmacoeconomics* 2008; 26: 831-46.
 92. HARRISON MJ, DAVIES LM, BANSBACK NJ, INGRAM M, ANIS AH, SYMMONS DP: The validity and responsiveness of generic utility measures in rheumatoid arthritis: a review. *J Rheumatol* 2008; 35: 592-602.
 93. SLATKOWSKY-CHRISTENSEN B, MOWINCKEL P, LOGE JH, KVIEN TK: Health-related quality of life in women with symptomatic hand osteoarthritis: a comparison with rheumatoid arthritis patients, healthy controls, and normative data. *Arthritis Rheum.* 2007; 57: 1404-9.
 94. BERESNIAK A, RUSSELL AS, HARAOUI B, BESSETTE L, BOMBARDIER C, DURU G: Advantages and limitations of utility assessment methods in rheumatoid arthritis. *J Rheumatol* 2007; 34: 2193-200.
 95. BANSBACK N, MARRA C, TSUCHIYA A *et al.*: Using the health assessment questionnaire to estimate preference-based single indices in patients with rheumatoid arthritis. *Arthritis Rheum* 2007; 57: 963-71.
 96. BOUMANS MJ, VOS K, GERLAG DM, TAK PP: Biological treatment of rheumatoid arthritis: towards a more cost-effective re-treatment regimen using rituximab? *Ann Rheum Dis* 2012; 71: 472-3.
 97. JOBANPUTRA P: A clinician's critique of rheumatoid arthritis health economic models. *Rheumatology* (Oxford) 2011; 50 (Suppl. 4): iv48-iv52.
 98. KARLSSON JA, NILSSON JÅ, NEOVIUS M *et al.*: National EQ-5D tariffs and quality-adjusted life-year estimation: comparison of UK, US and Danish utilities in south Swedish rheumatoid arthritis patients. *Ann Rheum Dis* 2011; 70: 2163-6.
 99. HLATKY MA: What we can learn from a decision model: comment on "Cost-effectiveness of adding magnetic resonance imaging to rheumatoid arthritis management". *Arch Intern Med* 2011; 171: 667-8.
 100. SUTER LG, FRAENKEL L, BRAITHWAITE RS: Cost-effectiveness of adding magnetic resonance imaging to rheumatoid arthritis management. *Arch Intern Med* 2011; 171: 657-67.
 101. SCHIPPER LG, KIEVIT W, DEN BROEDER AA *et al.*: Treatment strategies aiming at remission in early rheumatoid arthritis patients: starting with methotrexate monotherapy is cost-effective. *Rheumatology* (Oxford) 2011; 50: 1320-30.
 102. SIBBITT WL JR, BAND PA, CHAVEZ-CHIANG NR, DELEA SL, NORTON HE, BANKHURST AD: A randomized controlled trial of the cost-effectiveness of ultrasound-guided intraarticular injection of inflammatory arthritis. *J Rheumatol* 2011; 38: 252-63.
 103. VAN DER VELDE G, PHAM B, MACHADO M *et al.*: Cost-effectiveness of biologic response modifiers compared to disease-modifying antirheumatic drugs for rheumatoid arthritis: a systematic review. *Arthritis Care Res* (Hoboken) 2011; 63: 65-78.
 104. BENUCCI M, SAVIOLA G, BAIARDI P, MANFREDI M: Cost-effectiveness treatment with Rituximab in patients with rheumatoid arthritis in real life. *Rheumatol Int* 2011; 31: 1465-9.
 105. SCHOELS M, WONG J, SCOTT DL *et al.*: Economic aspects of treatment options in rheumatoid arthritis: a systematic literature review informing the EULAR recommendations for the management of rheumatoid arthritis. *Ann Rheum Dis* 2010; 69: 995-1003.
 106. FINCKH A, BANSBACK N, LIANG MH: Cost-effectiveness of biologics in early rheumatoid arthritis. *Ann Intern Med* 2010; 152: 333-4.
 107. CAVALIERE CM, CHUNG KC: A cost-utility analysis of nonsurgical management, total wrist arthroplasty, and total wrist arthrodesis in rheumatoid arthritis. *J Hand Surg Am* 2010; 35: 379-91.
 108. HALLINEN TA, SOINI EJ, EKLUND K, PUOLAKKA K: Cost-utility of different treatment strategies after the failure of tumour necrosis factor inhibitor in rheumatoid arthritis in the Finnish setting. *Rheumatology* (Oxford) 2010; 49: 767-77.
 109. BENUCCI M, LI GOBBI F, SABADINI L, SAVIOLA G, BAIARDI P, MANFREDI M: The economic burden of biological therapy in rheumatoid arthritis in clinical practice: cost-effectiveness analysis of sub-cutaneous anti-TNF α treatment in Italian patients. *Int J Immunopathol Pharmacol* 2009; 22: 1147-52.
 110. LEKANDER I, BORGSTRÖM F, SVARVAR P, LJUNG T, CARLI C, VAN VOLLENHOVEN RF: Cost-effectiveness of real-world infliximab use in patients with rheumatoid arthritis in Sweden. *Int J Technol Assess Health Care* 2010; 26: 54-61.
 111. BAGUST A, BOLAND A, HOCKENHULL J *et al.*: Rituximab for the treatment of rheumatoid arthritis. *Health Technol Assess* 2009; 13 (Suppl. 2): 23-9.
 112. BOERS M: Cost-effectiveness of biologics as first-line treatment of rheumatoid arthritis: case closed? *Ann Intern Med* 2009; 151: 668-9.
 113. FINCKH A, BANSBACK N, MARRA CA *et al.*: Treatment of very early rheumatoid arthritis with symptomatic therapy, disease-modifying antirheumatic drugs, or biologic agents: a cost-effectiveness analysis. *Ann Intern Med* 2009; 151: 612-21.
 114. BESSETTE L, RISEBROUGH N, MITTMANN N, ROUSSY JP, HO J, ZLATEVA G: Cost-utility of celecoxib use in different treatment strategies for osteoarthritis and rheumatoid

- arthritis from the Quebec healthcare system perspective. *J Med Econ* 2009; 12: 246-58.
115. BARRA L, POPE JE, PAYNE M: Real-world anti-tumor necrosis factor treatment in rheumatoid arthritis, psoriatic arthritis, and ankylosing spondylitis: cost-effectiveness based on number needed to treat to improve health assessment questionnaire. *J Rheumatol* 2009; 36: 1421-8.
 116. LINDGREN P, GEBOREK P, KOBELT G: Modeling the cost-effectiveness of treatment of rheumatoid arthritis with rituximab using registry data from Southern Sweden. *Int J Technol Assess Health Care* 2009; 25: 181-9.
 117. VIRKKI LM, KONTTINEN YT, PELTOMAA R *et al.*: Cost-effectiveness of infliximab in the treatment of rheumatoid arthritis in clinical practice. *Clin Exp Rheumatol* 2008; 26: 1059-66.
 118. BANSBACK N, ARA R, WARD S, ANIS A, CHOI HK: Statin therapy in rheumatoid arthritis: a cost-effectiveness and value-of-information analysis. *Pharmacoeconomics* 2009; 27: 25-37.
 119. CHEN YF, JOBANPUTRA P, BARTON P *et al.*: Cyclooxygenase-2 selective non-steroidal anti-inflammatory drugs (etodolac, meloxicam, celecoxib, rofecoxib, etoricoxib, valdecoxib and lumiracoxib) for osteoarthritis and rheumatoid arthritis: a systematic review and economic evaluation. *Health Technol Assess* 2008; 12: 1-278, iii.
 120. KONNOPKA A, CONRAD K, BAERWALD C, KÖNIG HH: Cost effectiveness of the determination of autoantibodies against cyclic citrullinated peptide in the early diagnosis of rheumatoid arthritis. *Ann Rheum Dis* 2008; 67: 1399-405.
 121. BRENNAN A, BANSBACK N, NIXON R *et al.*: Modelling the cost effectiveness of TNF-alpha antagonists in the management of rheumatoid arthritis: results from the British Society for Rheumatology Biologics Registry. *Rheumatology* (Oxford) 2007; 46: 1345-54.
 122. BENUCCI M, IANNAZZO S, ZANIOLO O, SABADINI L: Rituximab in the treatment of rheumatoid arthritis patients in Italy: a budget impact analysis. *Clin Exp Rheumatol* 2010; 28: 722-7.
 123. KARACA-MANDIC P, JOYCE GF, GOLDMAN DP, LAOURI M: Cost sharing, family health care burden, and the use of specialty drugs for rheumatoid arthritis. *Health Serv Res* 2010; 45: 1227-50.
 124. LU CY, WILLIAMS KM, DAY RO: Has the use of disease-modifying anti-rheumatic drugs changed as a consequence of controlled access to high-cost biological agents through the Pharmaceutical Benefits Scheme? *Intern Med J* 2007; 37: 601-6.
 125. TUOMINEN R, AZBEL M, HEMMILÄ J, MÖT-TÖNEN T: Willingness to pay for improvement of physical function among rheumatoid arthritis patients as measured by Health Assessment Questionnaire. *Rheumatol Int* 2011; 31: 347-52.
 126. OZDEMIR S, JOHNSON FR, HAUBER AB: Hypothetical bias, cheap talk, and stated willingness to pay for health care. *J Health Econ* 2009; 28: 894-901.
 127. SCHIFF MH: Preventing the progression from undifferentiated arthritis to rheumatoid arthritis: the clinical and economic implications. *Am J Manag Care* 2010; 16 (9 Suppl.): S243-8.
 128. STOCKL KM, SHIN JS, LEW HC *et al.*: Outcomes of a rheumatoid arthritis disease therapy management program focusing on medication adherence. *J Manag Care Pharm* 2010; 16: 593-604.
 129. SMOLEN JS, LANDEWÉ R, BREEDVELD FC *et al.*: EULAR recommendations for the management of rheumatoid arthritis with synthetic and biological disease-modifying antirheumatic drugs. *Ann Rheum Dis* 2010; 69: 964-75.
 130. BELL KJ, IRWIG L, MARCH LM, HAYEN A, MACASKILL P, CRAIG JC: Should response rules be used to decide continued subsidy of very expensive drugs? A checklist for decision makers. *Pharmacoepidemiol Drug Saf* 2010; 19: 99-105.
 131. OSTERGAARD M, CONAGHAN PG, O'CONNOR P *et al.*: Reducing invasiveness, duration, and cost of magnetic resonance imaging in rheumatoid arthritis by omitting intravenous contrast injection -- Does it change the assessment of inflammatory and destructive joint changes by the OMERACT RAMRIS? *J Rheumatol* 2009; 36: 1806-10.
 132. POLINSKI JM, MOHR PE, JOHNSON L: Impact of Medicare Part D on access to and cost sharing for specialty biologic medications for beneficiaries with rheumatoid arthritis. *Arthritis Rheum* 2009; 51: 745-54.
 133. OLDFIELD V, DHILLON S, PLOSKER GL: Tocilizumab: a review of its use in the management of rheumatoid arthritis. *Drugs* 2009; 69: 609-32.
 134. BANSBACK N, MARRA CA, FINCKH A, ANIS A: The economics of treatment in early rheumatoid arthritis. *Best Pract Res Clin Rheumatol* 2009; 23: 83-92.
 135. JOYCE GF, GOLDMAN DP, KARACA-MANDIC P, LAWLESS GD: Impact of specialty drugs on the use of other medical services. *Am J Manag Care* 2008; 14: 821-8.
 136. KOBELT G: Thoughts on health economics in rheumatoid arthritis. *Ann Rheum Dis* 2007; 66 (Suppl. 3): iii35-9.
 137. WESTHOVENS R, BOONEN A, VERBRUGGEN L *et al.*: Healthcare consumption and direct costs of rheumatoid arthritis in Belgium. *Clin Rheumatol* 2005; 24: 615-9.
 138. LAPSLEY HM, MARCH LM, TRIBE KL, CROSS MJ, COURTENAY BG, BROOKS PM: ARTHRITIS COST AND OUTCOME PROJECT GROUP: Living with rheumatoid arthritis: expenditures, health status, and social impact on patients. *Ann Rheum Dis* 2002; 61: 818-21.
 139. BANSBACK N, HARRISON M, BRAZIER J *et al.*: Health state utility values: a description of their development and application for rheumatic diseases. *Arthritis Rheum* 2008; 59: 1018-26.
 140. GEUSKENS GA, BURDORF A, HAZES JM: Consequences of rheumatoid arthritis for performance of social roles—a literature review. *J Rheumatol* 2007; 34: 1248-60.
 141. WOLFE F, ALLAIRE S, MICHAUD K: The prevalence and incidence of work disability in rheumatoid arthritis, and the effect of anti-tumor necrosis factor on work disability. *J Rheumatol* 2007; 34: 2211-7.
 142. VERSTAPPEN SM, BIJLSMA JW, VERKLEIJ H *et al.*: Overview of work disability in rheumatoid arthritis patients as observed in cross-sectional and longitudinal surveys. *Arthritis Rheum* 2004; 51: 488-97.
 143. DE CROON EM, SLUITER JK, NIJSSEN TF, DIJKMANS BA, LANKHORST GJ, FRINGS-DRESEN MH: Predictive factors of work disability in rheumatoid arthritis: a systematic literature review. *Ann Rheum Dis* 2004; 63: 1362-7.
 144. CHUNG CP, SOKKA T, ARBOGAST PG, PINCUS T: Work disability in early rheumatoid arthritis: higher rates but better clinical status in Finland compared with the US. *Ann Rheum Dis* 2006; 65: 1653-7.
 145. BRUCE B, FRIES JF: The Stanford Health Assessment Questionnaire: dimensions and practical applications. *Health Qual Life Outcomes* 2003; 1: 20.
 146. WELLS GA, TUGWELL P, KRAAG GR, BAKER PR, GROH J, REDELMEIJER DA: Minimum important difference between patients with rheumatoid arthritis: the patient's perspective. *J Rheumatol* 1993; 20: 557-60.
 147. KOSINSKI M, ZHAO SZ, DEDHIYA S, OSTERHAUS JT, WARE JE JR.: Determining minimally important changes in generic and disease-specific health-related quality of life questionnaires in clinical trials of rheumatoid arthritis. *Arthritis Rheum* 2000; 43: 1478-87.
 148. MARRA CA, WOOLCOTT JC, KOPEC JA *et al.*: A comparison of generic, indirect utility measures (the HUI2, HUI3, SF-6D, and the EQ-5D) and disease-specific instruments (the RAQoL and the HAQ) in rheumatoid arthritis. *Soc Sci Med* 2005; 60: 1571-82.
 149. SCOTT DL, STRAND V: The effects of disease-modifying anti-rheumatic drugs on the Health Assessment Questionnaire score. Lessons from the leflunomide clinical trials database. *Rheumatology* 2002; 41: 899-909.
 150. SCOTT DL, SMITH C, KINGSLEY G: Joint damage and disability in rheumatoid arthritis: an updated systematic review. *Clin Exp Rheumatol* 2003; 21(Suppl. 31): S20-7.
 151. MARGARETTEN M, YELIN E, IMBODEN J *et al.*: Predictors of depression in a multiethnic cohort of patients with rheumatoid arthritis. *Arthritis Rheumatism* 2009; 61: 1586-91.
 152. MARGARETTEN M, BARTON J, JULIAN L *et al.*: Socioeconomic determinants of disability and depression in patients with rheumatoid arthritis. *Arthritis Care Res* 2011; 63: 240-6.
 153. RADNER H, SMOLEN JS, ALETAHA D: Comorbidity affects all domains of physical function and quality of life in patients with rheumatoid arthritis. *Rheumatology* 2011; 50: 381-8.
 154. GÜLFE A, KRISTENSEN LE, SAXNE T, JACOBSSON LT, PETERSSON IF, GEBOREK P: Utility-based outcomes made easy: the number needed per quality-adjusted life year gained. An observational cohort study of tumor necrosis factor blockade in inflammatory arthritis from Southern Sweden. *Arthritis Care Res* 2010; 62: 1399-406.
 155. HARRISON MJ, TRICKER KJ, DAVIES L *et al.*: The relationship between social deprivation, disease outcome measures, and response to treatment in patients with stable, long-stand-

- ing rheumatoid arthritis. *J Rheumatol* 2005; 32: 2330-6.
156. WOLFE F, MICHAUD K, LI T, KATZ RS: Chronic conditions and health problems in rheumatic diseases: comparisons with rheumatoid arthritis, noninflammatory rheumatic disorders, systemic lupus erythematosus, and fibromyalgia. *J Rheumatol* 2010; 37: 305-15.
157. SYMMONS D, TRICKER K, ROBERTS C, DAVIES L, DAWES P, SCOTT DL: The British Rheumatoid Outcome Study Group (BROSG) randomised controlled trial to compare the effectiveness and cost-effectiveness of aggressive versus symptomatic therapy in established rheumatoid arthritis. *Health Technol Assess* 2005; 9: 1-78.
158. CIMMINO M, LEARDINI G, SALAFFI F *et al.*: Assessing the cost-effectiveness of biologic agents for the management of moderate-to-severe rheumatoid arthritis in anti-TNF inadequate responders in Italy: a modelling approach. *Clin Exp Rheumatol* 2011; 29: 633-41.
159. CONTRERAS-YÁÑEZ I, RULL-GABAYET M, PASCUAL-RAMOS V: Early disease activity suppression and younger age predict excellent outcome of recent-onset rheumatoid arthritis patients treated with conventional disease modifying anti-rheumatic drugs. *Clin Exp Rheumatol* 2012; 30: 402-8.
160. MOSCA M, TANI C, ARINGER M *et al.*: Development of quality indicators to evaluate the monitoring of SLE patients in routine clinical practice. *Autoimmun Rev* 2011; 10: 383-8.
161. MOSCA M, TANI C, ARINGER M *et al.*: European League Against Rheumatism recommendations for monitoring patients with systemic lupus erythematosus in clinical practice and in observational studies. *Ann Rheum Dis* 2010; 69: 1269-74.
162. TURCHETTI G, SPADONI E, GEISLER E: Health technology assessment. Evaluation of biomedical innovative technologies. *IEEE Engineering in Medicine and Biology Magazine* 2010; 29: 70-6.
163. TURCHETTI G, SCALONE L, DELLA CASA ALBERIGHI O *et al.*: The rationale of pharmacoeconomic analysis in rheumatologic indications. *Clin Exp Rheumatol* 2012; 30 (Suppl. 73): S64-S71.
164. PALLA I, TRIESTE L, TANI C *et al.*: A systematic literature review of the economic impact of ankylosing spondylitis. *Clin Exp Rheumatol* 2012; 30 (Suppl. 73): S136-S141.
165. TURCHETTI G, YAZDANY J, PALLA I, YELIN E, MOSCA M: Systemic lupus erythematosus and the economic perspective: a systematic literature review and points to consider. *Clin Exp Rheumatol* 2012; 30 (Suppl. 73): S116-S122.
166. MOSCA M, BOUMPAS D, BRUCE IN *et al.*: Treat-to-target in systemic lupus erythematosus: where are we today? *Clin Exp Rheumatol* 2012; 30 (Suppl. 73): S112-S115.
167. TRIESTE L, PALLA I, BALDINI C *et al.*: Systemic vasculitis: how little we know about their societal and economic burden. *Clin Exp Rheumatol* 2012; 30 (Suppl. 73): S154-S156.
168. TRIESTE L, PALLA I, FUSCO F *et al.*: The economic impact of gout: systematic literature review. *Clin Exp Rheumatol* 2012; 30 (Suppl. 73): S145-S148.
169. CORTESI PA, SCALONE L, D'ANGIOLELLA L *et al.*: Systematic literature review on economic implications and pharmacoeconomic issues of psoriatic arthritis. *Clin Exp Rheumatol* 2012; 30 (Suppl. 73): S126-S131.